





Device Compatibility

Find out if your mobile device is compatible with the My Starkey app by scanning the code below with your device camera.



DOWNLOAD THE APP:

1. Open the **App Store**  on Apple devices, or **Google Play**  on Android devices.
2. In the search box, type  **My Starkey**.
3. Tap **GET** on Apple devices, or **INSTALL** on Android devices. This will download the app to your mobile device.



For a list of compatible devices, visit: www.starkey.com/compatibility.

Learn more about the My Starkey app

Visit www.starkey.com/my-starkey for usage instructions, how-to videos, and more information on features.



Absolute Hearing Solutions LLC
absolutehearing@att.net

750 Cross Pointe Road Suite F
Gahanna, Ohio 43230

Phone: 614-452-4280
Toll Free: 888-803-2159
Fax: 614-577-0481

www.absolutehearingsolutions.com



www.Starkey.com

6700 Washington Ave. S.
Eden Prairie, MN 55344
1.800.328.8602

The app may have slight differences depending on your phone. NOTE: Phones of the same model can vary from country to country. This may impact compatibility in some countries.

Starkey, the Starkey logo, Genesis and Starkey Edge, are trademarks of Starkey Laboratories, Inc. ©2024 Starkey Laboratories, Inc. All Rights Reserved. The Bluetooth® word mark and logos are registered trademarks owned by Bluetooth SIG, Inc. Apple Watch®, Apple, and App Store are trademarks of Apple, Inc. registered in the U.S. and other countries and regions.


©2024 Starkey Laboratories, Inc. All Rights Reserved. P00008882 9/24 BROC3009-00-EN-ST



My Starkey

Mobile App

Easy as it gets.
Powerful as you need.





Your Starkey Edge AI or Genesis AI wireless hearing aids can connect via Bluetooth® technology to the compatible My Starkey app.

- **Hear better anywhere**

Make instant adjustments for clearer speech and reduced noise – even in the toughest listening environments.

- **Get tips, tools, and resources**

Adapt to hearing aids faster with quick how-to's, tips, and videos. All tailored for where you are on your hearing journey.

- **Monitor health and wellness**

Monitor daily hearing and physical activity to help you stay healthy. Set and achieve goals for hearing, steps, exercise, and beyond.

It's never been easier to take control of your hearing journey. And live your best life – with My Starkey.



Connecting your hearing aid(s) with a compatible Apple device

1. On your device, ensure **Bluetooth** is **ON**.
2. Select **Settings > Accessibility > Hearing Devices**.
3. Turn your hearing aids **OFF** and then **ON** to activate pairing mode.
4. Under **MFI HEARING DEVICES** you should see your hearing aids (e.g. “Jane’s hearing aids”). Tap this.
5. Tap **Pair** for each hearing aid (**RIGHT** and **LEFT**). Pairing is complete.
6. Open the **My Starkey app**, and then follow the prompts to create your account and connect your hearing aids.



Change programs and adjust volume quickly and easily on your compatible Apple Watch.

Visit the **Learn** section of the app for instructions on how to install the My Starkey app to your Apple Watch.



Connecting your hearing aid(s) with a compatible Android device

1. Tap the **Settings icon** on your device.
2. On your device, ensure **Bluetooth** is **ON**.
3. Turn your hearing aids **OFF** and then **ON** to activate pairing mode.
4. Open the **My Starkey app**, and then follow the prompts to create your account and connect your hearing aids.
5. When you see your hearing aids listed on the screen, select the box(es) next to each hearing aid (**RIGHT** and **LEFT**). Tap **CONNECT**. Pairing is complete.

